

ASSEMBLY INSTRUCTIONS




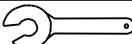
MODEL : CIRRUS BUTTERFLY DINING TABLE

Before you begin, please follow Assembly Instruction carefully. Then follow them step by step.

PART LIST

A	TABLE TOP	1 PC
B	TABLE LEGS	4 PCS

HARDWARE LIST

C	FLAT WASHER 5/16		8 PCS
D	SPRING WASHER 5/16		8 PCS
E	HEX COMB 5/16 X 2"		8 PCS
F	SPANNER 12.8		1 PC

