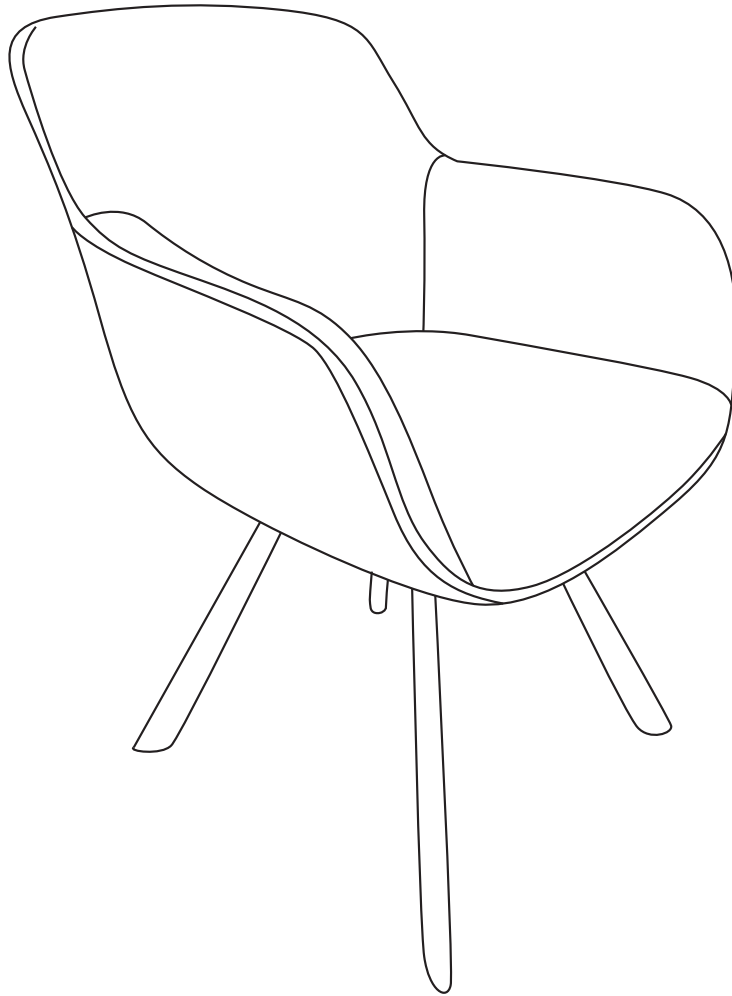


# JUNO

## dining chair



### - MOUNTING INSTRUCTIONS -

**NL:** Tip bij harde vloeren: Plaats viltglijders onder de poten. Dit voorkomt beschadiging aan harde vloeren.

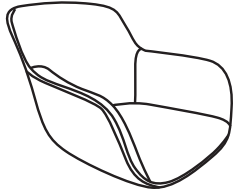
**UK:** Tip for hard floors: Place felt glides under the legs. This prevents damage to hard floors.

**DE:** Tipp für harte Böden: Ort Filzgleiter unter den Beinen. Dies verhindert Schäden an harten Böden.

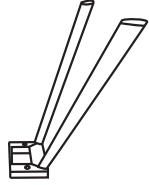
**FR:** Conseil pour les sols durs : Placez des patins en feutre sous les jambes. Cela évite d'endommager les sols durs.

# JUNO

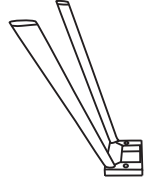
## dining chair



Ax1




Bx1



Cx1



Dx2  
8x14mm



Ex4  
6x35mm



Fx4  
6x16mm



Gx1

