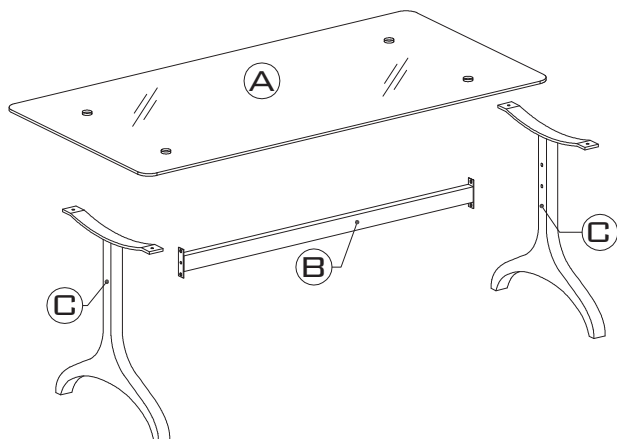


ASSEMBLY INSTRUCTIONS

TABLE SANSA 180X90



PARTS CHECK LIST

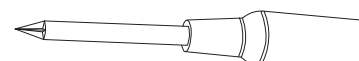
CODE	COMPONENTS	QTY
(A)	TABLE TOP	x01
(B)	METAL STRETCHER	x01
(C)	METAL LEG	x02

HARDWARE CHECK LIST

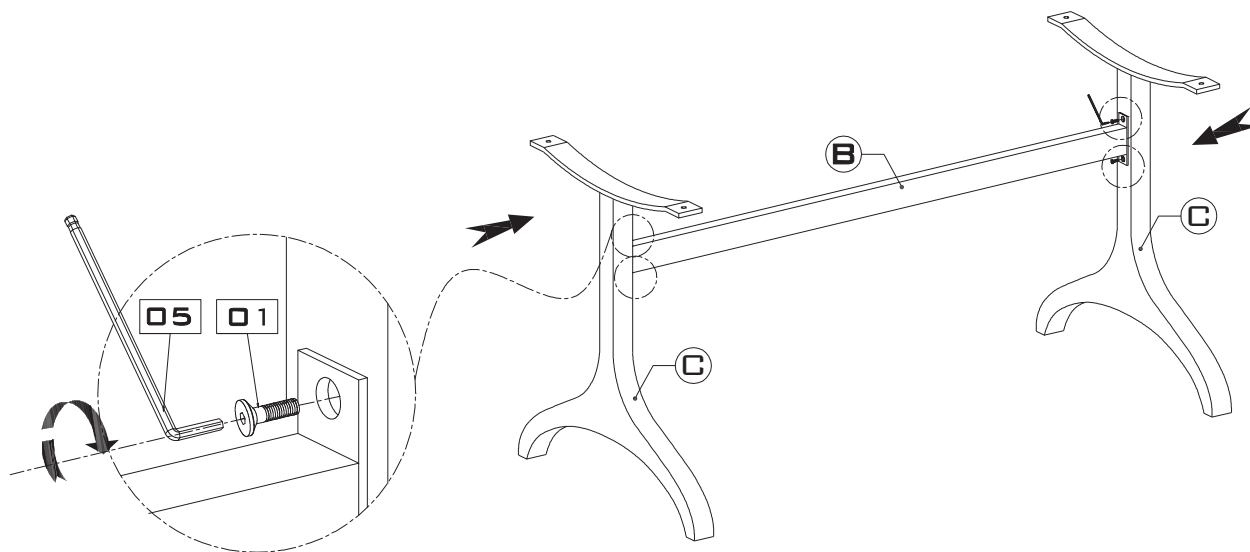
CODE	DESCRIPTION	QTY
01	SHORT BOLT	x04
02	LONG BOLT	x04
03	SPRING WASHER	x04
04	PLAT WASHER	x04
05	ALLEN KEY	x01

- PLEASE DO NOT DISCARD ANY OF THE PACKAGING UNTIL YOU HAVE CHECKED ALL THE PARTS AND THE PACKS OF HARDWARE.
 - BEFORE YOU BEGIN TO ASSEMBLE YOUR NEW PIECE OF FURNITURE, PLEASE CHECK TO ENSURE THAT ALL PARTS HAVE BEEN SUPPLIED.
 - FOLLOW INSTRUCTIONS CLOSELY AS DEVIATION FROM THEM MAY VOID YOUR WARRANTY AND PRESENT A POSSIBLE SAFETY RISK.
 - IT IS RECOMMENDED THAT ASSEMBLY IS DONE ON A SOFT SURFACE LIKE CARPET TO AVOID ANY DAMAGE.
 - PERIODICALLY CHECK AND RE-TIGHTEN ANY FASTENERS. WIPE DOWN ALL SURFACES WEEKLY WITH A CLEAN CLOTH. DO NOT CLEAN ANY SURFACES WITH HARSH ABRASIVES OR CHEMICALS.

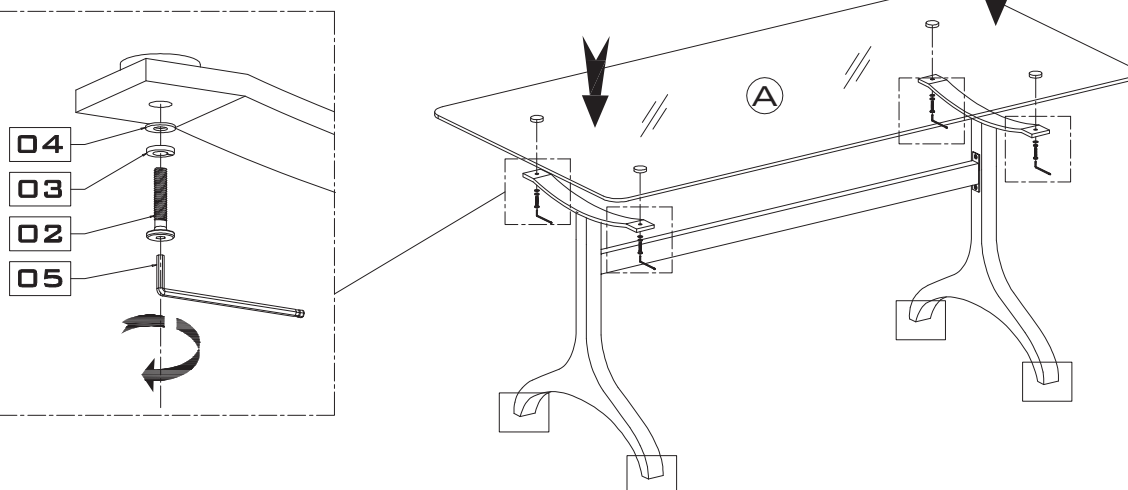
TOOLS REQUIRED
NOT SUPPLIED



1.



2.



ADJUST
FEET LEVELERS

